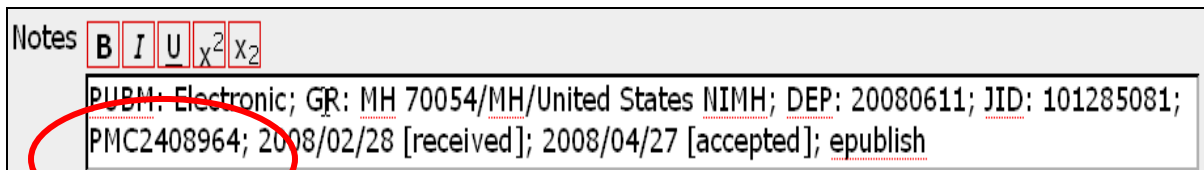


Using RefWorks to Capture the PMCID

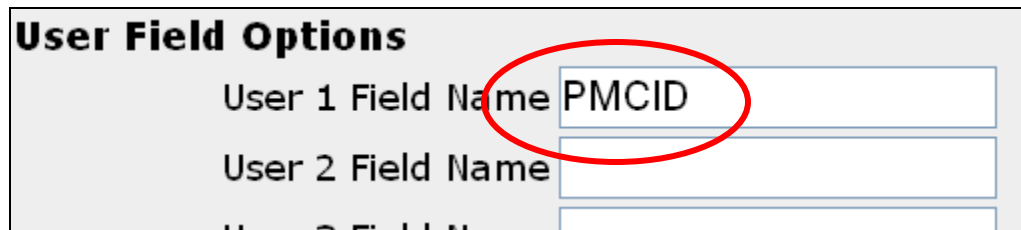
RefWorks downloads the **PMCID** number from **PubMed** into the **Notes** field of the RefWorks record:



Notes **B I U x² x₂**
 PUBM: Electronic; GR: MH 70054/MH/United States NIMH; DEP: 20080611; JID: 101285081;
 PMCID2408964; 2008/02/28 [received]; 2008/04/27 [accepted]; epublish

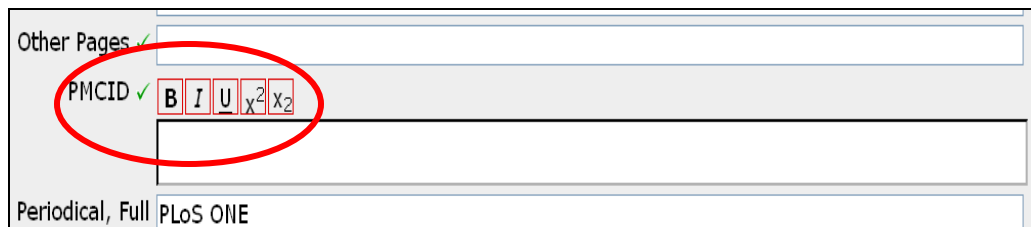
Adding a PMCID field to the RefWorks record and entering the PMCID number

1. Rename one of the 5 **User fields** in the RefWorks record. Select **Customize** from the **Tools** menu. Scroll down to **User field** options and type **PMCID** as a user field name:



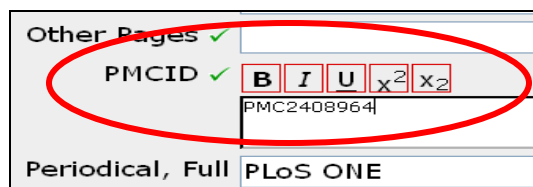
User Field Options
 User 1 Field Name **PMCID**
 User 2 Field Name

Click on **Save**. Select the **Edit** view to see the new PMCID field.



Other Pages ✓
 PMCID ✓ **B I U x² x₂**
 Periodical, Full PLoS ONE

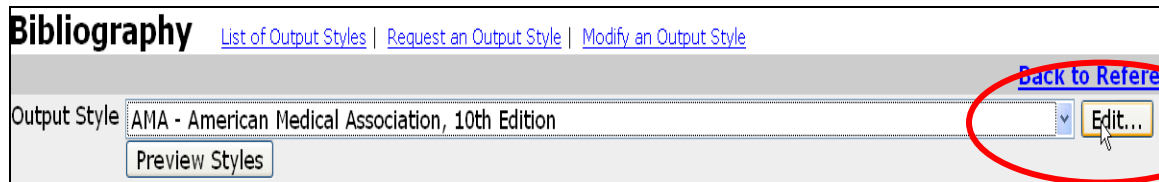
2. Copy and paste the PMCID number from the notes field into the PMCID field.



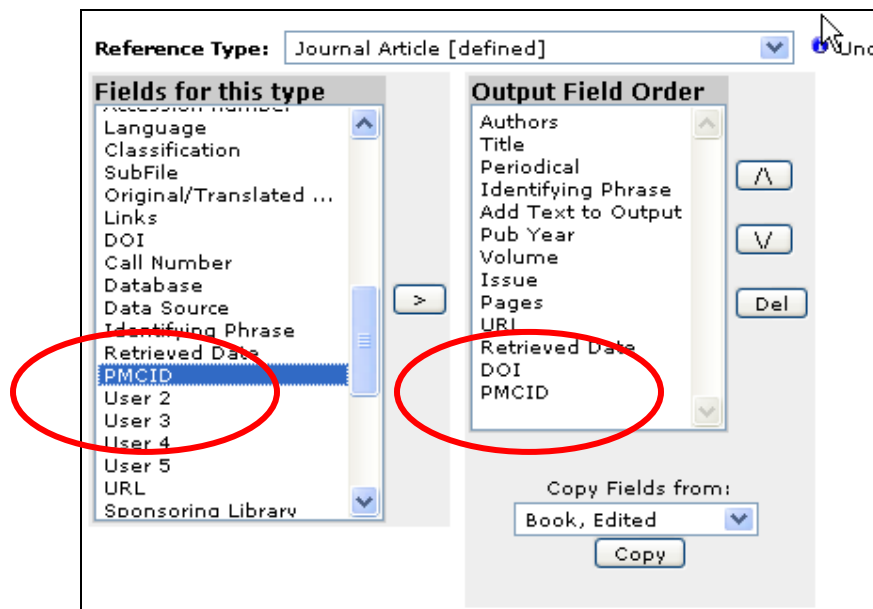
Other Pages ✓
 PMCID ✓ **B I U x² x₂**
 PMCID2408964
 Periodical, Full PLoS ONE

Modifying a journal output style

3. Select **Bibliography** from the RefWorks menu.
4. Select an **Output Style** to modify and click on **Edit**.



5. Select **Journal Article [defined]** from the **Reference Type** menu. From the list of **Fields for this type** add the **PMCID** field to the end of the list in **Output Field Order**.



6. Save the style, giving it a new name; e.g. JAMA_PMCID. Bibliographies created with this style will now have the PMCID number added at the end of the reference.

1. Iwai Y, Hemmi H, Mizenina O, Kuroda S, Suda K, Steinman RM. An IFN-gamma-IL-18 signaling loop accelerates memory CD8+ T cell proliferation. *PLoS ONE*. 2008;3(6):e2404. PMC2408965.